
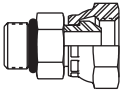
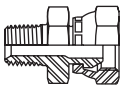
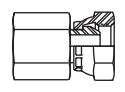


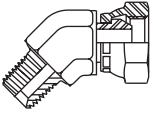
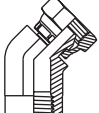

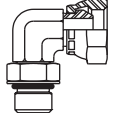
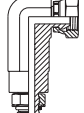
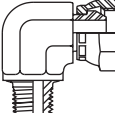
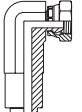
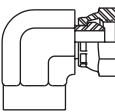

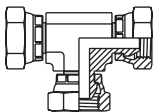
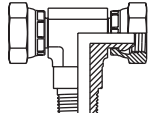
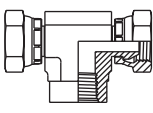




Pipe Swivels



The Fitting Authority

<p>Straights</p> 	<p>0507 SAE-ORB / NPSM Swivel</p>  <p>H5</p>	<p>0107 NPTF / NPSM Swivel</p>  <p>H5</p>	<p>0207 NPTF / NPSM Swivel</p>  <p>H5</p>	<p>45° Elbows</p> 	<p>3507 SAE-ORB / NPSM Swivel</p>  <p>H5</p>
<p>3107 NPTF / NPSM Swivel</p>  <p>H6</p>	<p>3207 NPTF / NPSM Swivel</p>  <p>H6</p>	<p>90° Elbows</p> 	<p>2507 SAE-ORB / NPSM Swivel</p>  <p>H6</p>	<p>5507 SAE-ORB / NPSM Swivel</p>  <p>H6</p>	<p>2107 NPT / NPSM Swivel</p>  <p>H7</p>
<p>5607 NPT / NPSM Swivel Long Drop</p>  <p>H7</p>	<p>2207 NPTF / NPSM Swivel</p>  <p>H7</p>	<p>Tees</p> 	<p>077T NPSM Swivel / NPSM Swivel / NPSM Swivel</p>  <p>H7</p>	<p>217T NPSM Swivel / NPSM Swivel / NPTF</p>  <p>H8</p>	<p>227T NPSM Swivel / NPSM Swivel / NPTF</p>  <p>H8</p>

Introduction

Pipe swivel connections are one of the most traditional types of hydraulic connections. NPSM swivel adapters add versatility to male NPT hose and adapter connections. They are especially suited for manufacturers and end users that rely on this versatility. As a result, equipment manufacturers can simplify their hose assembly requirements by specifying NPSM adapters. See Fig. H1 for an illustration of this product flexibility.

Parker offers a full line of NPSM pipe swivel adapters. Parker's product line is known as "07 Adapters." Fourteen configurations are available as standard, many of which are available in steel and stainless steel. 07 adapters are designed for use with male NPT/NPTF hose fittings and adapters with a 30° machined seat.

Design and Construction

Pipe swivel adapters are manufactured in accordance to SAE J514 specifications, and thus are designed to work in conjunction with several manufacturers' hose and adapter products. Unlike most pipe thread connections, NPSM swivel adapters do not seal on the threads. NPSM swivel connections incorporate parallel threads, as opposed to tapered. Sealing is accomplished between the nose of the swivel and the mating seat of the NPT pipe thread. This creates a metal-to-metal seal as shown in Fig H2. Thus a mating NPT male connector must have this 30° seat to ensure proper sealing. A full internal 30° seat with surface finish requirements of 125 Ra or better is required. See SAE J516 for specific requirements of the 30° seat.

Construction: Shaped 07 adapters are manufactured from a hot forged construction. Straight adapters and crimp nuts are manufactured from cold drawn barstock. All Parker 07 with male NPT ends include a 30° machined seat for NPSM swivel connections.


Threads:

NPTF: ANSI B1.20.1, FED-STD-H28/7
 NPT: SAEJ476, ANSI B1.20.3, FED-STD-H28/8
 NPSM: ANSI B1.20.1, FED-STD-H28/7
 *UN/UNF: ANSI B1.1, FED-STD-H28/2 (*Class 2A or 2B)

Materials Specifications

07 adapters are manufactured using state-of-the-art equipment and manufacturing technologies to assure construction integrity, highest strength, long service life and the highest quality. These materials are shown in Table H1.

Upon request, 07 fittings can be furnished in materials, sizes and configurations other than Parker's standard offering.



Adapter Port Connection



NPSM/NPT Union

Fig. H1 — Illustration of the flexibility of the NPT Port and Hose Adapter system

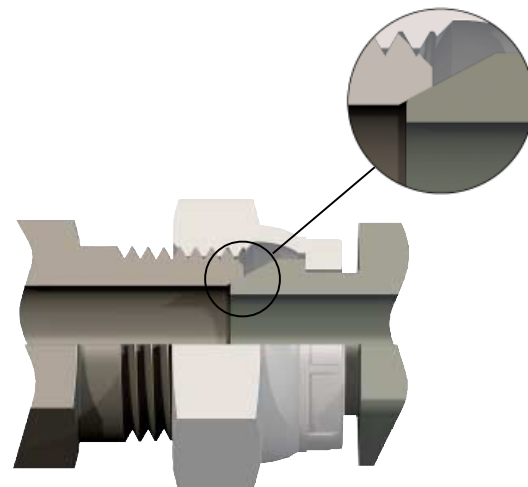


Fig. H2 — Illustration showing how NPSM swivel adapters seal on mating chamfer in male pipe thread

07 Adapters	Carbon Steel		Stainless Steel	
	ASTM	Type	ASTM	Type
Forged Bodies	A576	1214/1215	A182	316
Bar Stock Bodies	A108	12L14	A479	316
Crimp Swivel Nuts	A108	12L14	A479	316

Note: On request, 07 adapters can be furnished in materials other than those shown above.

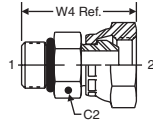
Finish: Zinc with yellow chromate is used on all standard steel products. Stainless steel fittings are passivated.

Table H1 — Standard Materials

Feature	Advantage	Benefit
Metal-to-metal seal	Allows for a wide range of operating temperatures and media	Versatility
30° seat on all male pipe threads	In addition to being used as a port adapter, Parker's 07 adapters connect directly to the NPSM swivel connection	Versatility for flexible system requirements
Available in steel and stainless steel	Specific customer pressure, cost and media compatibility requirements are better met	Standardization
Forged shapes	No potential leak path and longer fatigue life	Long service life
	Compact design	Used in tighter spaces without redesigning
Heat treated forgings for optimum balance of strength and machinability	Deformation caused by assembly is minimized, while maintaining higher assembly torques and operating pressures	Flow restrictions are minimal; repeated assembly is possible; no leakage; joint remains leak free
Available in tees, elbows and straight configurations	Reduces required connections	Economical solution
Adaptable to SAE and NPT ports	Same versatile NPT hose connections can be used even with multiple system ports; costly conversion adapters can be avoided.	Versatility and economical solution

0507 Full Dimensions

Straight Thread Adapter
SAE-ORB / NPSM Swivel

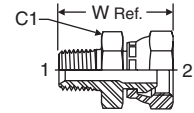


SAE 140157

TUBE FITTING PART #	END SIZE		C2 HEX BODY (in.)	W4 (in.)	STANDARD Dynamic Pressure (x 1,000 PSI)		
	1 UN/UNF-2A	2 NPSM			-S	-SS	-B
	0507-4-2	7/16-20					
0507-4-4	7/16-20	1/4-18	9/16	1.32	5.0		
0507-5-4	1/2-20	1/4-18	5/8	1.32	5.0		
0507-6-4	9/16-18	1/4-18	11/16	1.35	4.0		
0507-6-6	9/16-18	3/8-18	11/16	1.37	4.0		
0507-6-8	9/16-18	1/2-14	3/4	1.57	3.5		
0507-8-4	3/4-16	1/4-18	7/8	1.43	5.0		
0507-8-6	3/4-16	3/8-18	7/8	1.45	3.5		
0507-8-8	3/4-16	1/2-14	7/8	1.56	3.5		
0507-8-12	3/4-16	3/4-14	1	1.79	2.2		
0507-10-6	7/8-14	3/8-18	1	1.59	4.0		
0507-10-8	7/8-14	1/2-14	1	1.73	3.5		
0507-10-12	7/8-14	3/4-14	1 1/4	1.88	2.3		
0507-12-8	1 1/16-12	1/2-14	1 1/4	1.88	2.2		
0507-12-12	1 1/16-12	3/4-14	1 1/4	1.97	2.2		
0507-12-16	1 1/16-12	1-11 1/2	1 1/2	2.12	2.0		
0507-14-12	1 3/16-12	3/4-14	1 3/8	1.97	2.3		
0507-16-12	1 5/16-12	3/4-14	1 1/2	1.90	2.0		
0507-16-16	1 5/16-12	1-11 1/2	1 1/2	2.12	2.0		
0507-20-16	1 5/8-12	1-11 1/2	1 7/8	2.20	1.6		
0507-20-20	1 5/8-12	1 1/4-11 1/2	1 7/8	2.21	1.2		
0507-24-24	1 7/8-12	1 1/2-11 1/2	2 1/8	2.39			
0507-32-32	2 1/2-12	2-11 1/2	2 3/4	2.49			

0107 Full Dimensions

Male Pipe Adapter
NPTF / NPSM Swivel

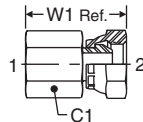


SAE 140130

TUBE FITTING PART #	END SIZE		C1 HEX (in.)	W (in.)	STANDARD Dynamic Pressure (x 1,000 PSI)		
	1 NPTF	2 NPSM			-S	-SS	-B
	0107-2-2	1/8-27					
0107-2-4	1/8-27	1/4-18	5/8	1.24	5.0	6.0	
0107-4-2	1/4-18	1/8-27	11/16	1.39	5.0	6.0	
0107-4-4	1/4-18	1/4-18	11/16	1.43	5.0	6.0	
0107-4-6	1/4-18	3/8-18	13/16	1.45	5.0	4.8	
0107-4-8	1/4-18	1/2-14	15/16	1.44	3.5		
0107-6-4	3/8-18	1/4-18	11/16	1.49	4.0	4.8	
0107-6-6	3/8-18	3/8-18	7/8	1.51	4.0	4.8	
0107-6-8	3/8-18	1/2-14	15/16	1.73	3.5	4.2	
0107-8-4	1/2-14	1/4-18	1	2.27	5.0		
0107-8-6	1/2-14	3/8-18	7/8	1.70	3.5	4.2	
0107-8-8	1/2-14	1/2-14	1	1.91	3.5	4.2	
0107-8-12	1/2-14	3/4-14	1 1/4	2.04	2.2	2.7	
0107-12-8	3/4-14	1/2-14	1 1/8	1.91	2.2		
0107-12-12	3/4-14	3/4-14	1 1/4	2.04	2.2	2.7	
0107-12-16	3/4-14	1-11 1/2	1 1/2	2.17	2.0	2.4	
0107-16-12	1-11 1/2	3/4-14	1 3/8	2.29	2.0		
0107-16-16	1-11 1/2	1-11 1/2	1 1/2	2.37	2.0	2.4	
0107-16-20	1-11 1/2	1 1/4-11 1/2	1 3/4	2.38	1.6		
0107-20-16	1 1/4-11 1/2	1-11 1/2	1 7/8	2.46	1.6		
0107-20-20	1 1/4-11 1/2	1 1/4-11 1/2	1 7/8	2.47	1.6	1.9	
0107-20-24	1 1/4-11 1/2	1 1/2-11 1/2	2 1/8	2.58	1.3		
0107-24-20	1 1/2-11 1/2	1 1/4-11 1/2	2 1/8	2.51		1.5	
0107-24-24	1 1/2-11 1/2	1 1/2-11 1/2	2 1/8	2.61	1.2	1.5	
0107-32-32	2-11 1/2	2-11 1/2	2 5/8	2.80	1.1	1.3	

0207 Full Dimensions

Female Pipe Adapter
NPTF / NPSM Swivel

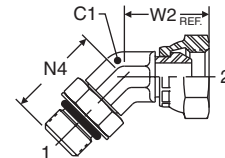


SAE 140131

TUBE FITTING PART #	END SIZE		C1 HEX (in.)	W1 (in.)	STANDARD Dynamic Pressure (x 1,000 PSI)		
	1 NPTF	2 NPSM			-S	-SS	-B
	0207-2-2	1/8-27					
0207-2-4	1/8-27	1/4-18	11/16	1.33	5.0		
0207-4-2	1/4-18	1/8-27	9/16	1.32	5.0		
0207-4-4	1/4-18	1/4-18	11/16	1.43	5.0	6.0	
0207-6-4	3/8-18	1/4-18	7/8	1.49	4.0	4.8	
0207-6-6	3/8-18	3/8-18	7/8	1.51	4.0	4.8	
0207-6-8	3/8-18	1/2-14	1	1.64	3.5		
0207-8-4	1/2-14	1/4-18	1	1.70	5.0		
0207-8-6	1/2-14	3/8-18	1	1.73	3.5	4.2	
0207-8-8	1/2-14	1/2-14	1	1.79	3.5	4.2	
0207-12-8	3/4-14	1/2-14	1 1/4	1.85	2.2		
0207-12-12	3/4-14	3/4-14	1 1/4	1.97	2.2	2.7	
0207-16-12	1-11 1/2	3/4-14	1 1/2	2.28	2.0		
0207-16-16	1-11 1/2	1-11 1/2	1 1/2	2.37	2.0	2.4	
0207-20-20	1 1/4-11 1/2	1 1/4-11 1/2	1 7/8	2.38	1.6	1.9	
0207-24-24	1 1/2-11 1/2	1 1/2-11 1/2	2 1/8	2.42	1.2	1.5	
0207-32-32	2-11 1/2	2-11 1/2	2 5/8	2.55	1.1	1.3	

3507 Full Dimensions

45° Straight Thread Adapter
SAE-ORB / NPSM Swivel



SAE 140357

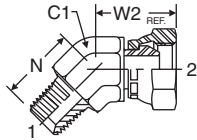
TUBE FITTING PART #	END SIZE		C1 HEX (in.)	N4 (in.)	W2 (in.)	STANDARD Dynamic Pressure (x 1,000 PSI)		
	1 UN/UNF-2A	2 NPSM				-S	-SS	-B
	3507-4-4	7/16-20						
3507-6-4	9/16-18	1/4-18	9/16	1.11	0.94	4.0		
3507-6-6	9/16-18	3/8-18	9/16	1.14	1.03	4.0		
3507-6-8	9/16-18	1/2-14	3/4	1.08	1.16	3.5		
3507-8-6	3/4-16	3/8-18	3/4	1.3	1.02	3.5		
3507-8-8	3/4-16	1/2-14	3/4	1.30	1.18	3.5		
3507-8-12	3/4-16	3/4-16	3/4	1.41	1.37	2.2		
3507-10-6	7/8-14	3/8-18	1 1/16	1.35	0.98	4.0		
3507-10-8	7/8-14	1/2-14	7/8	1.52	1.17	3.5		
3507-10-12	7/8-14	3/4-14	1 1/16	1.36	1.40	2.3		
3507-12-8	1 1/16-12	1/2-14	1 1/16	1.54	1.12	2.2		
3507-12-12	1 1/16-12	3/4-14	1 1/16	1.73	1.37	2.2		
3507-16-16	1 5/16-12	1-11 1/2	1 5/16	1.86	1.52	2.0		



3107 Full Dimensions

45° Male Pipe Elbow
NPTF / NPSM Swivel

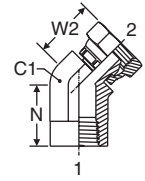
SAE 140330



TUBE FITTING PART #	END SIZE		C1 HEX (in.)	N (in.)	W2 (in.)	STANDARD Dynamic Pressure (x 1,000 PSI)		
	1 NPTF	2 NPSM				-S	-SS	-B
	3107-2-2	1/8-27				1/8-27	7/16	0.52
3107-4-4	1/4-18	1/4-18	9/16	0.86	0.91	5.0	5.0	
3107-6-6	3/8-18	3/8-18	3/4	0.95	1.10	4.0	4.0	
3107-8-6	1/2-14	3/8-18	7/8	1.17	1.10	3.5		
3107-8-8	1/2-14	1-2/14	7/8	1.17	1.17	3.5	3.5	
3107-8-12	1/2-14	3/4-14	1 1/16	1.20	1.22	2.2		
3107-12-8	3/4-14	1/2-14	1 1/16	1.20	1.23	2.2		
3107-12-12	3/4-14	3/4-14	1 1/16	1.20	1.37	2.2	2.2	
3107-16-12	1-11 1/2	3/4-14	1 5/16	1.48	1.47	2.0		
3107-16-16	1-11 1/2	1-11 1/2	1 5/16	1.48	1.52	2.0	2.0	
3107-20-16	1 1/4-11 1/2	1-11 1/2	1 5/8	1.75	1.55	2.0		
3107-20-20	1 1/4-11 1/2	1 1/4-11 1/2	1 5/8	1.67	1.61	1.6		
3107-24-24	1 1/2-11 1/2	1 1/2-11 1/2	1 7/8	1.77	1.77	1.2	1.2	
3107-32-32	2-11 1/2	2-11 1/2	2 1/2	2.11	1.89	1.1		

3207 Full Dimensions

45° Female Pipe Elbow
NPTF / NPSM Swivel



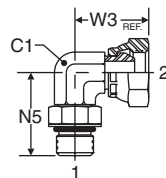
TUBE FITTING PART #	END SIZE		C1 HEX forg (in.)	N (in.)	W2 (in.)	STANDARD Dynamic Pressure (x 1,000 PSI)		
	1 NPTF	2 NPSM				-S	-SS	-B
	3207-4-4	1/4-18				1/4-18	3/4	0.91
3207-6-6	3/8-18	3/8-18	7/8	1.00	0.97	4.0		
3207-8-8	1/2-14	1/2-14	1 1/16	1.01	1.12	3.5		
3207-12-12	3/4-14	3/4-14	1 5/16	1.25	1.31	2.2		
3207-16-16	1-11 1/2	1-11 1/2	1 5/8	1.44	1.55	2.0		



2507 Full Dimensions

STraight Thread Adapter
SAE-ORB / NPSM Swivel

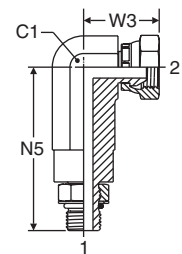
SAE 140257



TUBE FITTING PART #	END SIZE		C1 HEX (in.)	N5 (in.h)	W3 (in.)	STANDARD Dynamic Pressure (x 1,000 PSI)		
	1 UN/UNF-2A	2 NPSM				-S	-SS	-B
	2507-4-4	7/16-20				1/4-18	7/16	1.03
2507-4-6	7/16-20	3/8-18	9/16	1.28	1.23	4.0		
2507-6-4	9/16-18	1/4-18	9/16	1.25	1.06	4.0		
2507-6-6	9/16-18	3/8-18	9/16	1.25	1.10	4.0		
2507-6-8	9/16-18	1/2-14	3/4	1.41	1.29	3.5		
2507-8-4	3/4-16	1/4-18	3/4	1.30	1.09	5.0		
2507-8-6	3/4-16	3/8-18	3/4	1.45	1.19	3.5		
2507-8-8	3/4-16	1/2-14	3/4	1.45	1.33	3.5		
2507-8-12	3/4-16	3/4-14	3/4	1.62	1.65	2.2		
2507-10-6	7/8-14	3/8-18	7/8	1.70	1.26	4.0		
2507-10-8	7/8-14	1/2-14	7/8	1.70	1.40	3.5		
2507-10-12	7/8-14	3/4-14	7/8	1.78	1.62	2.2		
2507-12-8	1 1/16-12	1/2-14	1 1/16	1.94	1.50	2.2		
2507-12-12	1 1/16-12	3/4-14	1 1/16	1.94	1.65	2.2		
2507-12-16	1 1/16-12	1-11 1/2	1 3/16	2.08	1.91	2.0		
2507-16-12	1 5/16-12	3/4-14	1 3/16	2.08	1.89	2.0		
2507-16-16	1 5/16-12	1-11 1/2	1 5/16	2.05	1.91	2.0		
2507-20-20	1 5/8-12	1 1/4-11 1/2	1 5/8	2.25	2.16	1.6		
2507-24-24	1 7/8-12	1 1/2-11 1/2	1 7/8	2.39	2.31			

5507 Full Dimensions

Long Straight Thread Elbow
SAE-ORB / NPSM Swivel



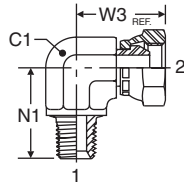
TUBE FITTING PART #	END SIZE		C1 HEX (in.)	N5 (in.)	W3 (in.)	STANDARD Dynamic Pressure (x 1,000 PSI)		
	1 UN/UNF-2A	2 NPSM				-S	-SS	-B
	5507-4-4	7/16-20				1/4-18	3/4	2.19
5507-6-6	9/16-18	3/8-18	7/8	2.59	1.20	4.0		
5507-8-6	3/4-16	3/8-18	7/8	2.47	1.20	3.5		



2107 Full Dimensions

Male Pipe Elbow
NPTF / NPSM Swivel

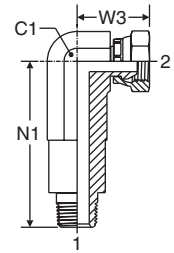
SAE 140230



TUBE FITTING PART #	END SIZE		C1 HEX (in.)	N1 (in.)	W3 (in.)	STANDARD Dynamic Pressure (x 1,000 PSI)		
	1 NPTF	2 NPSM				-S	-SS	-B
	2107-2-2	1/8-27				1/8-27	7/16	0.72
2107-2-4	1/8-27	1/4-18	7/16	1.00	0.97	5.0		
2107-4-2	1/4-18	1/8-27	9/16	0.90	1.05		5.0	
2107-4-4	1/4-18	1/4-18	9/16	1.09	1.06	5.0	5.0	
2107-4-6	1/4-18	3/8-18	3/4	1.09	1.28	4.0	4.0	
2107-6-4	3/8-18	1/4-18	3/4	1.22	1.17	4.0	4.0	
2107-6-6	3/8-18	3/8-18	3/4	1.22	1.28	4.0	4.0	
2107-6-8	3/8-18	1/2-14	3/4	1.22	1.33	3.5	3.5	
2107-8-4	1/2-14	1/4-18	7/8	1.69	1.18	5.0		
2107-8-6	1/2-14	3/8-18	7/8	1.47	1.35	3.5	3.5	
2107-8-8	1/2-14	1/2-14	7/8	1.47	1.40	3.5	3.5	
2107-8-12	1/2-14	3/4-14	1 1/16	1.47	1.65	2.2	2.2	
2107-12-6	3/4-14	3/8-18	1 1/16	1.59	1.48	2.2		
2107-12-8	3/4-14	1/2-14	1 1/16	1.59	1.53	2.2	2.2	
2107-12-12	3/4-14	3/4-14	1 1/16	1.59	1.65	2.2	2.2	
2107-12-16	3/4-14	1-11 1/2	1 3/16	2.19	1.72	2.0		
2107-16-12	1-11 1/2	3/4-14	1 5/16	1.97	1.82	2.0	2.0	
2107-16-16	1-11 1/2	1-11 1/2	1 5/16	1.97	1.91	2.0	2.0	
2107-16-20	1-11 1/2	1 1/4-11 1/2	1 7/16	2.41	1.87	1.6		
2107-20-16	1 1/4-11 1/2	1-11 1/2	1 5/8	2.62	1.98	2.0		
2107-20-20	1 1/4-11 1/2	1 1/4-11 1/2	1 5/8	2.38	2.11	1.6	1.6	
2107-24-24	1 1/2-11 1/2	1 1/2-11 1/2	1 7/8	2.64	2.31	1.2		
2107-32-32	2-11 1/2	2-11 1/2	2 1/2	3.00	2.70	1.1	1.1	

5607 Full Dimensions

Long Male Pipe Elbow
NPTF / NPSM Swivel

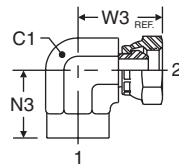


TUBE FITTING PART #	END SIZE		C1 HEX (in.)	N1 (in.)	W3 (in.)	STANDARD Dynamic Pressure (x 1,000 PSI)		
	1 NPTF	2 NPSM				-S	-SS	-B
	5607-2-2	1/8-27				1/8-27	9/16	1.64
5607-4-4	1/4-18	1/4-18	3/4	2.25	1.16	5.0		
5607-6-6	3/8-18	3/8-18	7/8	2.76	1.20	4.0		
5607-8-8	1/2-14	1/2-14	1 1/16	3.19	1.48	3.5		
5607-12-12	3/4-14	3/4-14	1 5/16	3.66	1.69	2.2		
5607-16-16	1-11 1/2	1-11 1/2	1 7/8	4.31	2.15	2.0		

2207 Full Dimensions

Female Pipe Elbow
NPTF / NPSM Swivel

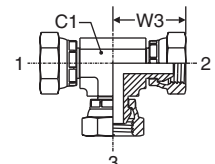
SAE 140231



TUBE FITTING PART #	END SIZE		C1 HEX (in.)	N3 (in.)	W3 (in.)	STANDARD Dynamic Pressure (x 1,000 PSI)		
	1 NPTF	2 NPSM				-S	-SS	-B
	2207-2-2	1/8-27				1/8-27	9/16	0.66
2207-4-4	1/4-18	1/4-18	3/4	0.88	1.17	5.0	5.0	
2207-4-6	1/4-18	3/8-18	7/8	1.01	1.26		4.0	
2207-6-6	3/8-18	3/8-18	7/8	1.02	1.26	4.0	4.0	
2207-8-6	1/2-14	3/8-18	7/8	1.37	1.34	3.5		
2207-8-8	1/2-14	1/2-14	1 1/16	1.23	1.53	3.5	3.5	
2207-12-12	3/4-14	3/4-14	1 5/16	1.36	1.82	2.2	2.2	
2207-16-16	1-11 1/2	1-11 1/2	1 5/8	1.62	2.10	2.0		
2207-20-20	1 1/4-11 1/2	1 1/4-11 1/2	1 7/8	1.70	2.21	1.6		
2207-24-24	1 1/2-11 1/2	1 1/2-11 1/2	2 1/2	2.08	2.83	1.2		
2207-32-32	2-11 1/2	2-11 1/2	2 13/16	2.39	3.00	1.1		

077T Full Dimensions

NPSM Union Tee
NPSM Swivel (all three ends)

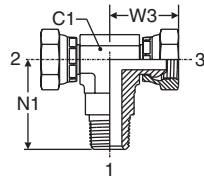


TUBE FITTING PART #	END SIZE			C1 HEX (in.)	W3 (in.)	STANDARD Dynamic Pressure (x 1,000 PSI)		
	1 NPSM	2 NPSM	3 NPSM			-S	-SS	-B
	077T-2	1/8-27	1/8-27			1/8-27	7/16	0.89
077T-4	1/4-18	1/4-18	1/4-18	9/16	1.06	5.0		
077T-6	3/8-18	3/8-18	3/8-18	3/4	1.15	4.0		
077T-8	1/2-14	1/2-14	1/2-14	3/4	1.29	3.5		
077T-12	3/4-14	3/4-14	3/4-14	1 1/16	1.65	2.2		



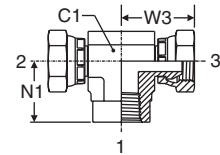
217T Full Dimensions

Male Pipe Tee
NPTF / NPSM Swivel /
NPSM Swivel



227T Full Dimensions

Female Pipe Tee
NPTF / NPSM Swivel /
NPSM Swivel



TUBE FITTING PART #	END SIZE			C1 HEX (in.)	N1 (in.)	W3 (in.)	STANDARD Dynamic Pressure (x 1,000 PSI)		
	1	2	3				-S	-SS	-B
	NPTF	NPSM	NPSM						
217T-2-2	1/8-27	1/8-27	1/8-27	9/16	0.97	0.92	5.0		
217T-4-4	1/4-18	1/4-18	1/4-18	9/16	1.19	1.03	5.0		
217T-6-6	3/8-18	3/8-18	3/8-18	3/4	1.50	1.15	4.0		
217T-8-6	1/2-14	3/8-18	3/8-18	3/4	1.69	1.21	3.5		
217T-8-8	1/2-14	1/2-14	1/2-14	3/4	1.81	1.35	3.5		
217T-12-12	3/4-14	3/4-14	3/4-14	1 1/16	2.00	1.60	2.2		
217T-16-16	1-11 1/2	1-11 1/2	1-11 1/2	1 1/16	2.37	1.86	2.0		

TUBE FITTING PART #	END SIZE			C1 HEX (in.)	N1 (in.)	W3 (in.)	STANDARD Dynamic Pressure (x 1,000 PSI)		
	1	2	3				-S	-SS	-B
	NPT	NPSM	NPSM						
227T-4-4	1/4-18	1/4-18	1/4-18	3/4	0.94	1.13	5.0		
227T-6-6	3/8-18	3/8-18	3/8-18	7/8	1.00	1.20	4.0		
227T-8-8	1/2-14	1/2-14	1/2-14	1 1/16	1.17	1.46	3.5		
227T-12-12	3/4-14	3/4-14	3/4-14	1 3/16	1.44	1.60	2.2		

